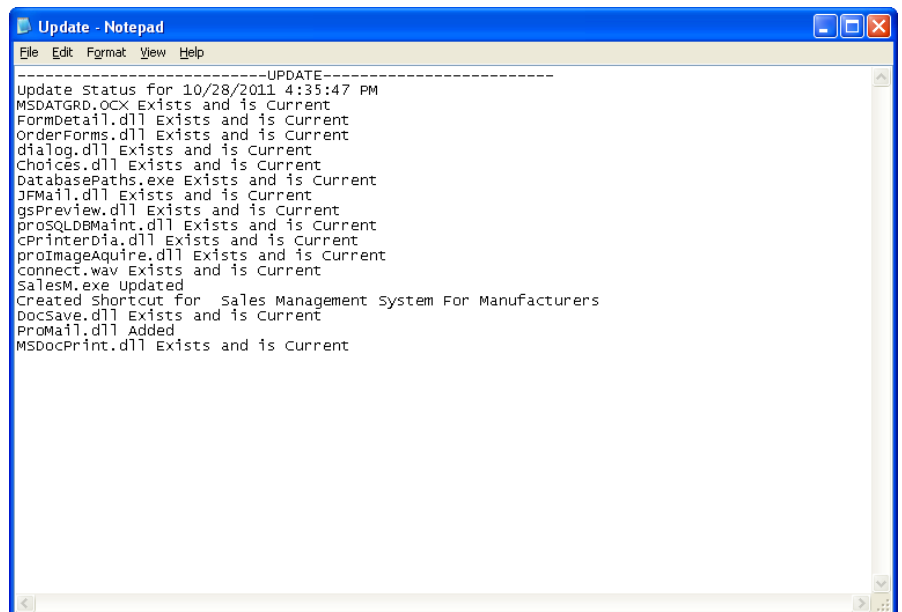
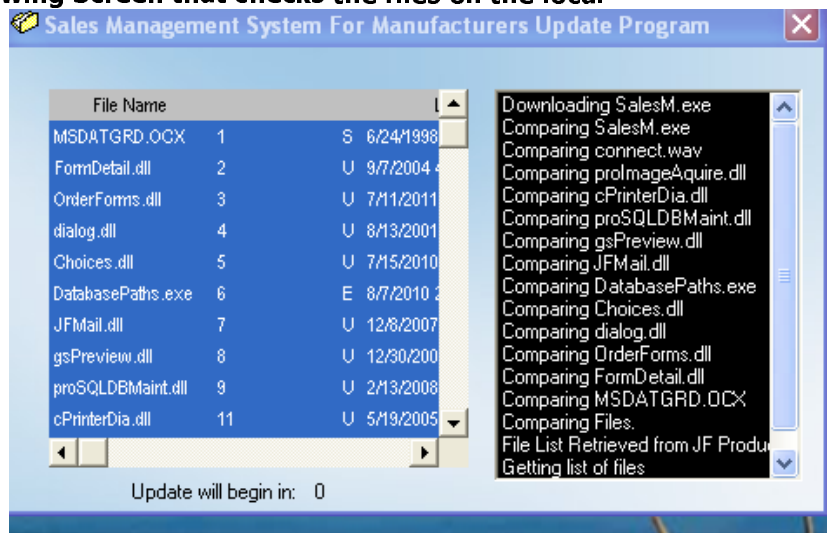
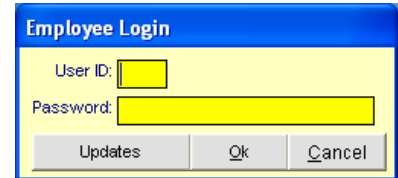


JF Productions inc.

Creating Quality Software For The Manufactured Housing Industry.

To update an existing installation:

- 1) **Log out of Sales Management System (if logged in).**
- 2) **Run Sales Management System again, but do not log in.**
- 3) **Click the "UPDATES" button on the login screen.**
- 4) **This will bring up the following Screen that checks the files on the local machine and compares them to the latest files on JF Productions Inc update Server. The update program will then replace outdated files with the new files, and register them. Once the update has completed it will restart the log in process and you can log in as normal.**
- 5) **The system will show a text file called "Update" that will show any changes made to your system.**
- 6) **Log in and use System like normal.**



JF Productions inc.

21340 US Hwy 30 * Filer * ID * 83328
sales@ifsoft.net * (208) 329-9615
<http://www.jfsoft.net>